

EXPERIMENTAL AND NUMERICAL SIMULATION STUDY OF THE INFLUENCE OF CF_3CHF_3 ON CHARACTERISTIC OF HYDROGEN/METHANE/AIR EXPLOSION

by

**Kaixuan LIAO^a, Hongfu MI^{a,b}, Shengguo CHEN^c, Haoliang ZHANG^a,
Nan LUO^a, Huiqian LIAO^a, Yi LI^a, Zhiqian ZHENG^a,
Yihui NIU^{a,b}, Wenhe WANG^{a,b}, and Ao YANG^{a,b}**

^aCollege of Safety Engineering, Chongqing University of Science and Technology,
Chongqing, China

^bChongqing Key Laboratory for Oil and Gas Production Safety and Risk Control,
Chongqing, China

^cChongqing Gas Group Co., Ltd., Chongqing, China

Original scientific paper

<https://doi.org/10.2298/TSCI240405166L>

The effect of CF_3CHF_3 on the explosion of hydrogen/methane/air mixtures at low hydrogen doping ratios ($X_{H_2} = 10\%$) has been investigated on a closed visualisation experimental platform. Different equivalence ratios ($\Phi = 0.8, 1, \text{ and } 1.2$) and CF_3CHF_3 concentrations ($X_{CF_3CHF_3} = 0\% - 5\%$) were considered. The results showed that the suppression effect of CF_3CHF_3 on the mixture was good under the conditions of different equivalence ratios. After the addition of CF_3CHF_3 , both of the maximum explosion pressure and the maximum pressure rise rate decrease, which shows CF_3CHF_3 has an inhibitory effect on the explosion. However, pressure peak occurs earlier indicates that CF_3CHF_3 accelerated the progression of the explosion and facilitates its occurrence. The simulation results indicate that CF_3CHF_3 changes the mole fractions of the major species and increases the consumption of the O, H, and OH radicals. Besides, the results of sensitivity analyses show that CF_3CHF_3 not only play an inhibitory role but also enhances the laminar flame speed of the explosion flame. Meanwhile, the effect of CF_3CHF_3 on the reaction $H + CH_3 (+M) \rightleftharpoons CH_4 (+M)$ is different under different equivalence ratios. This study can provide theoretical support for the safe use of hydrogen/methane/air mixtures.

Key words: hydrogen/methane/air, CF_3CHF_3 , explosion suppression, explosion flame.

Introduction

Hydrogen is a efficient, clean and renewable energy source that is carbon-neutral in its use [1-3]. Currently, hydrogen is commonly used by blending hydrogen into natural gas in certain proportions and transporting it by existing natural gas pipelines or pipeline networks, which is currently the best way to achieve large-scale use of hydrogen [4, 5]. However, due to

^{*}Corresponding author, e-mail: mimihh5@163.com

the addition of hydrogen, characteristics such as laminar flame speed, explosion limit, and flame temperature significantly increase during the transport and use of natural gas, making the process more dangerous [6-8]. In the event of an explosion, the damage to the surrounding environment would be enormous. Therefore, mastering how to control or attenuate the explosive properties of hydrogen/methane/air mixture is an important prerequisite for the safe use of hydrogen energy.

Some scholars for the control and attenuation of hydrogen/methane/air mixture explosion method to carry out research. Luo *et al.* [9] studied the effect of CO₂ on hydrogen/methane/air gas mixture explosion. The results of the study showed that CO₂ can significantly reduce the flame propagation velocity and lag the brightest moments of flame during the progress of explosion. At the same time, the addition of CO₂ reduces the maximum explosion pressure and the maximum pressure rise rate. Luo *et al.* [10] selected CO₂ and ultrafine KHCO₃ powder as explosion suppression materials. The results showed that the co-existence of CO₂ and modified KHCO₃ powder produced a synergistic effect on the suppression of H₂/CH₄ explosion. When CO₂ was added at 5%, 7.5%, and 10%, with the existence of 30 g/m³ ultrafine KHCO₃ powder, the explosions of 9.5% CH₄ and H₂/CH₄ mixtures at hydrogen addition ratios of 20% and 40% could be inhibited, respectively. Xu *et al.* [11] studied the inhibitory effect of NaHCO₃ on stoichiometric hydrogen/methane/air explosions (hydrogen fraction ranging from 0 to 0.8) under different initial pressures (0.8 atmosphere, 1.0 atmosphere, 1.4 atmosphere) in a 36 L spherical vessel. The study showed that increasing the initial pressure of the mixture or increasing the hydrogen concentration makes it more difficult to suppress the explosion. Wen *et al.* [12] studied the effect of ultrafine water mist on the hydrogen/methane/air mixture, found that under the conditions of the existence of ultrafine water mist flame speed and explosion overpressure have decreased significantly. By the proportion of hydrogen increasing from 0% to 60%, the effect of explosion suppression has decreased.

Research about the inhibition of hydrogen/methane/air mixture explosions has mainly focused on inert gases, powders and fine water mist, relatively few studies on halogenated extinguishing agents. The CF₃CHF₂CF₃ as a halogenated extinguishing agent, has attracted attention in the gas suppression research because of its high efficiency and fast extinguishing speed [13-16]. Andersson and Blomqvist [17] found that adding CF₃CHF₂CF₃ extinguishing agent to propane flames will produce HF and COF₂ compounds. Yang *et al.* [18] studied the comprehensive effects of different slit obstacles and CF₃CHF₂CF₃ on the characteristics of methane/air explosions. The results shows that low concentration of CF₃CHF₂CF₃ showed a promoting effect on flame propagation and pressure. After adding obstacles, the effect of 1% CF₃CHF₂CF₃ on the flame propagation and pressure rise rate changes from promotion to suppression. Ji *et al.* [19] studied the inhibition effect of modified ABC powder driven by CF₃CHF₂CF₃ on CH₄ explosion. The results showed that under the influence of CF₃CHF₂CF₃, the modified ABC powder will produce a kind of aerosol mist substance, the explosion suppression effect is improved. Dong *et al.* [20] found that CF₃CHF₂CF₃ inhibit the explosion of CH₄ through the dilution of CH₄ and oxygen concentration, absorption of heat and consumption of active radicals and other pathways. In addition, when the spray range of CF₃CHF₂CF₃ inhibition of 9.5% methane/air premixed gas explosion propagation is 1.12 m, 1.72 m, and 2.32 m, the minimum spray volume is 360 mL, 300 mL, and 300 mL, respectively. Fan *et al.* [21] studied the effect of CF₃CHF₂CF₃ on the explosion of hydrogen/air, and found that CF₃CHF₂CF₃ can enhance the explosion at lean-fuel, but it shows an inhibitory effect at rich-fuel. Yang *et al.* [22] studied the coupling effects of CF₃CHF₂CF₃ and various obstacles on methane/air explosions. The results showed that increased the number of impediments increases the inhibitory effect of CF₃CHF₂CF₃.

Obstructions that were staggered or symmetrical coupled to $\text{CF}_3\text{CHF}\text{CF}_3$ better than ipsilateral obstructions, and the explosion flame spread more slowly under staggered obstacle conditions than under symmetrical obstacle settings. Mi *et al.* [23] studied the effect of $\text{CF}_3\text{CHF}\text{CF}_3$ on the hydrogen/methane deflagration with 20% H_2 addition at the equivalence ratios of 0.8, 1.0, and 1.2. The results showed that when $\text{CF}_3\text{CHF}\text{CF}_3$ was added to the hydrogen/methane/air mixture, the chain transfer reactions R333 ($\text{C}_3\text{F}_7\text{H} \Rightarrow \text{CF}_3 + \text{CF}_3\text{CHF}$) and R343 ($\text{C}_3\text{F}_7 + \text{O}_2 \Rightarrow \text{C}_3\text{F}_7\text{O}_2$) had a significant effect on inhibiting hydrogen/methane/air deflagration.

At present, some scholars have studied $\text{CF}_3\text{CHF}\text{CF}_3$ inhibition of single component gas explosion, but the $\text{CF}_3\text{CHF}\text{CF}_3$ inhibition of multi-component gas explosion research is rarely involved, which cannot guide practice. Our team has previously conducted experimental studies and kinetic simulations on explosion of hydrogen/methane/air mixtures with a hydrogen doping concentration of 20% [23]. However, hydrogen concentration has a significantly different effect on the premixed explosion characteristics and the inhibitory effect [13, 24, 25]. Therefore, to further reveal the influence and mechanisms of $\text{CF}_3\text{CHF}\text{CF}_3$ on explosion, this paper analyses and discusses the effect of $\text{CF}_3\text{CHF}\text{CF}_3$ on the explosion of hydrogen/methane/air mixtures in the case of a hydrogen doping ratio ($X_{\text{H}_2} = 10\%$), and demonstrates the effect of $\text{CF}_3\text{CHF}\text{CF}_3$ on the flame structure, flame propagation speed, and explosion pressure. Numerical simulations were used to theoretically investigate the laminar flame speed, temperature and explosion products of the explosion of hydrogen/methane/air mixtures with the addition of $\text{CF}_3\text{CHF}\text{CF}_3$. This study is going to provide new ideas and methods for suppressing the explosion of gas mixtures, and a basis for proposing economical and efficient precautions against pipeline explosions.

Experimental and numerical methods

Experimental apparatus and procedures

Figure 1 shows the rectangular closed visualization experimental platform of $\text{CF}_3\text{CHF}\text{CF}_3$ in hydrogen/methane/air mixture explosion. The platform mainly consists of five

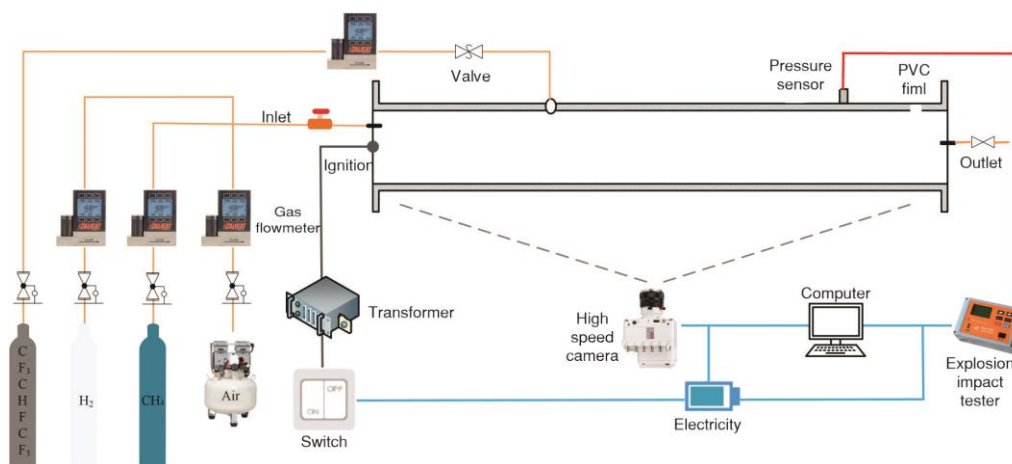


Figure 1. Schematic of the experimental apparatus

subsystems: the explosion experiment shock tube, the gas distribution system, the high-frequency pulse ignition system, the high-speed camera acquisition system, and the high-frequency pressure acquisition system. The pipe material is acrylic, with high transparency, the length of

the pipe is 1000 mm, the cross-sectional area of 100 mm × 100 mm. The gas distribution system consists of hydrogen cylinders, CH₄ cylinders, CF₃CHF₃ cylinders, air compressors, gas mass-flow meter. Gas quality flowmeter is the American ALICAT 20 series standard mass-flow meter. The purity of the experimental gas was 99.99%. The high-frequency pulse ignition system used a high-voltage electric spark to trigger the premixed gas explosion. The electric spark generator consisted of copper wire electrodes and a pulse DC generator. The diameter of the copper wire electrode was 0.1 mm, the distance between the electrodes was 2 mm, with a voltage of 6 V and an ignition energy of 490.87 mJ. The high speed camera acquisition system was composed of a Phantom VEO 710L high speed video camera and PCC 3.1 software on the PC, with an acquisition frequency of 4000 fps. The high-frequency pressure acquisition system consisted of a high-frequency pressure sensor and a pressure collector. The high-frequency pressure sensor is high-frequency ICP ® pressure sensor, model 113B28, produced by PCB Piezotronics, USA. The pressure collector is a Blast-PRO type impact tester manufactured by Chengdu Tytest Technology Co., Ltd. The pressure sensor is located at 87.5 cm from the ignition point and is fixed to the pipe wall and 1 mm below the plane of the inner wall surface to protect the sensor. The vent is located 94 cm to the left of the pipe and is covered with PVC film.

The effect of CF₃CHF₃ on hydrogen/methane/air mixtures with different equivalence ratios ($\Phi = 0.8, 1, \text{ and } 1.2$) was experimentally investigated by selecting six volume fractions of CF₃CHF₃ ($X_{\text{CF}_3\text{CHF}_3}$): 0%, 1%, 2%, 3%, 4%, and 5%, with a fixed fraction of 10% for hydrogen. The equivalence ratio, Φ , is defined by eq. (1), hydrogen fraction, X_{H_2} is defined by eq. (2), as [26]:

$$\Phi = \frac{\left(\frac{F}{A}\right)}{\left(\frac{F}{A}\right)_{\text{stoichiometric}}} \quad (1)$$

$$X_{\text{H}_2} = \frac{V_{\text{H}_2}}{V_{\text{H}_2} + V_{\text{CH}_4}} \quad (2)$$

where F/A is the volume ratio of fuel to air, V_{H_2} and V_{CH_4} are the volume fractions of H₂ and CH₄ in the fuel mixture, and $X_{\text{CF}_3\text{CHF}_3}$ is the volume fraction of CF₃CHF₃ in the fuel mixture.

To ensure that the residual gas in the pipe was expelled, the pipe was filled with four times the volume of the pipe with about 8 minutes for filling. When the filling was complete, CF₃CHF₃ was added to the pipe using a mass-flow controller and the gas in the pipe was left to stand for 15 seconds to ensure the repeatability of the explosion experiment. The ignition device was then triggered to ignite the gas mixture. Each set of experiments was repeated at least three times to ensure the accuracy of the experimental results.

Numerical methods

Chemkin Pro was used to calculate the sensitivity coefficients of laminar flame speed and the mole fractions of the main substances. For the simulation, the initial temperature was set to 298 K, the initial atmospheric pressure was set to 1.0 atmosphere, and the solution gradient and solution curvature were determined to be 0.01 [27]. The full chemical kinetic model used to simulate the concentration distribution in a CF₃CHF₃-doped hydrogen/methane/air explosion consists of 409 reactions and 104 substances. It consists of two

sub-mechanisms: the GRI-Mech 3.0 for hydrogen and methane oxidation and the HFC mechanism [28-30].

Results and discussions

Explosion pressure

The pressure histories of hydrogen/methane/air mixture explosions ($\Phi = 1$) under different CF_3CHF_3 concentrations (0%, 1%, 2%, 3%, and 4%) are shown in fig. 2. Complete suppression is achieved at a CF_3CHF_3 concentration of 5% ($\Phi = 1$). According to fig. 2, the

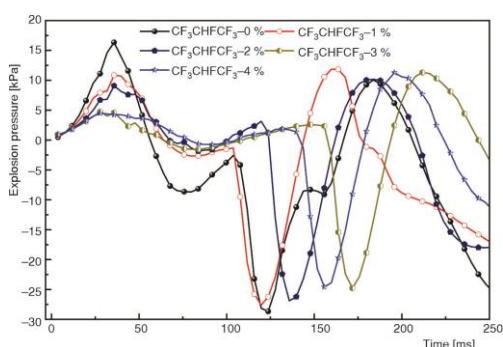


Figure 2. Pressure history of hydrogen/methane/air mixture explosion ($\Phi = 1$) under different CF_3CHF_3 concentrations (0%, 1%, 2%, 3%, and 4%)

pressure history plots of premixed gases with and without CF_3CHF_3 show three pressure peaks. When the premixed gas is ignited without CF_3CHF_3 , the combustion products expand rapidly and the explosion relief film is broken. Since the rate of explosion pressure rise at this point is greater than the rate of pressure relief, the explosion pressure continues to rise and reaches the first pressure peak. Combustion products and unreacted gas mixture from the explosion discharge from vent, the pressure in the pipeline dropped sharply. Because of the sudden change in pressure near the vent, fresh air is sucked into the pipeline again to promote the explosive reaction, and the pressure rose to the second peak. At this point, the flame rushed out of the pipe, and the pressure dropped sharply. It can

be found that the pressure drop is more drastic at this point compared to the first pressure drop, which is due to the fact that the fuel in the pipe is consumed and more air and combustion products in the pipe are shucked as the flame rushes out of the pipe. The pressure wave generated by the previous explosion formed reflective wave after reaching the right side of the pipeline, and at the same time, due to the rapid exclusion of gas inside the pipe, resulting in repeated oscillations of the pressure wave with the formation of negative pressure zone in the pipeline, the pressure rises to the third peak. It can be seen that the third peak pressure is larger than the second peak pressure, which is presumed to be the interaction between the pressure wave and the inner wall of the pipe, resulting in more complex propagation characteristics of the shock wave.

After the addition of CF_3CHF_3 , the premixed gas is ignited, the explosion pressure rises to the first peak, and the explosion pressure is significantly lower than the situation when the CF_3CHF_3 was not added. As the flame continues to develop into the suppression zone, the explosion pressure decreases. The disturbance of the gas-flow in the unignited zone by the settling of CF_3CHF_3 , and the generation of fuel-like substances by thermal decomposition of CF_3CHF_3 , the explosion pressure rises to the second peak. As the flame propagates to the explosion vent, it carries the products of combustion and the unreacted gas mixture out of the pipeline, resulting in a rapid decrease in explosion pressure. The flame propagation velocity near the upper wall of the pipe gradually increases due to the influence of the vent. The result is velocity differences at the flame front, leading to Kelvin-Helmholtz instability and turbulence. The high temperature, low density combustion products and the low temperature, high density CF_3CHF_3

inside the pipe are affected by the fresh air-flow involved from the vent, which strengthens the Rayleigh-Taylor instability and creates a vortex in the middle of the pipe. At this time, the vortex in the pipe intensified combustion, causing a rapid pressure rise to the third peak.

In order to evaluate the inhibition effect of CF_3CHF_3 on the explosion of hydrogen/methane/air mixtures ($\Phi = 1$), the maximum explosion pressure, P_{\max} , the pressure peak occurrence time, t_{\max} , and the maximum pressure rise rate, $(dP/dt)_{\max}$, were selected as the measures. Figure 3 shows the changes of P_{\max} , t_{\max} , and $(dP/dt)_{\max}$ with the increase of CF_3CHF_3 concentration. It can be seen

that P_{\max} shows a decreasing trend with increasing CF_3CHF_3 concentration. When the concentration of CF_3CHF_3 was 4%, the P_{\max} decreased the most compared to the unadded one, by 73.3%. This is because the addition of CF_3CHF_3 has a diluting and heat-absorbing effect on the mixture [31, 32]. On the other hand, when hydrogen/methane/air mixtures explode, CF_3CHF_3 thermally decomposes to produce fluorine-containing radicals such as CF_3 and CF_2 . Fluorine-containing radicals consume a large number of key radicals in the chain reaction related to the explosion of the mixture (H -, O -, and OH -, *etc.*). By consuming radicals, the explosion reaction chain is interrupted, so that the effect of effective explosion suppression is achieved [18, 19]. The t_{\max} with the increase in the concentration of CF_3CHF_3 shows a decreasing trend. This indicates that the addition of CF_3CHF_3 has not only an inhibitory effect on the burning of the gas mixture, but also a facilitation effect. Because CF_3CHF_3 in the pyrolysis process will produce fuel-like substances and cyclic compounds, and thus promote the explosion of hydrogen/methane/air mixture [33]. When the concentration of CF_3CHF_3 is 1%, $(dP/dt)_{\max}$ decreases by 33.5%. With the increase of CF_3CHF_3 concentration, $(dP/dt)_{\max}$ showed the same decreasing trend with P_{\max} . The $(dP/dt)_{\max}$ and P_{\max} are used as an important parameter for evaluating the explosion intensity, which means that the explosion hazard of the gas mixture decreases. In addition, the gas mixture did not ignite at a concentration of 5% CF_3CHF_3 , indicating the existence of a complete inhibition threshold for CF_3CHF_3 .

Table 1 shows the variation of P_{\max} , t_{\max} , and $(dP/dt)_{\max}$ for hydrogen/methane/air mixture explosions ($\Phi = 0.8, 1, \text{ and } 1.2$) with the increase of CF_3CHF_3 concentration. It can be seen that both P_{\max} and $(dP/dt)_{\max}$ decreased significantly with the addition of CF_3CHF_3 . This suggests that CF_3CHF_3 showed inhibition of hydrogen/methane/air mixture explosion at lean-fuel, equivalence ratio and rich-fuel. Meanwhile, it is known that the decrease of maximum pressure is 59.61%, 73.26%, and 56.68% when the equivalence ratios is 0.8, 1, and 1.2, respectively. This indicates that CF_3CHF_3 is more effective in suppressing the explosion of mixtures with an equivalence ratios of 1. Interestingly, the trend of t_{\max} increases and then decreases with the increase of CF_3CHF_3 concentration ($\Phi = 0.8, 1.2$), and it is speculated that with the increase of CF_3CHF_3 concentration, the production of fuel-like substances and cyclic compounds increases as well, thus showing a certain contribution. In addition, when the

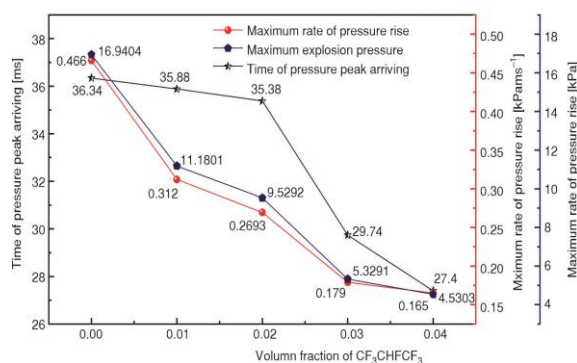


Figure 3. The P_{\max} , t_{\max} and $(dP/dt)_{\max}$ of hydrogen/methane/air mixture explosion ($\Phi = 1$) under different CF_3CHF_3 concentrations 0%, 1%, 2%, 3%, and 4%)

CF₃CHF₂CF₃ concentration was 3% and 5%, the hydrogen/methane/air mixtures with equivalence ratios of 1.2 and 1.0, respectively, could not be ignited, and the explosions were completely suppressed.

Table 1. The P_{\max} , t_{\max} , and $(dP/dt)_{\max}$ of hydrogen/methane/air mixture explosion ($\Phi = 0.8, 1, \text{ and } 1.2$) under different CF₃CHF₂CF₃ volume concentrations (0%, 1%, 2%, 3%, 4%, and 5%)

$\Phi = 0.8$	CF ₃ CHF ₂ CF ₃ [%]	0	1	2	3	4	5
	P_{\max} [kPa]	12.2837	8.4201	6.7921	5.5395	4.9615	7.1185
	t_{\max} [ms]	43.64	45.42	44.14	39.18	37.3	41.72
	$(dP/dt)_{\max}$	0.2815	0.1854	0.1539	0.1414	0.133	0.1706
$\Phi = 1.0$	CF ₃ CHF ₂ CF ₃ [%]	0	1	2	3	4	–
	P_{\max} [kPa]	16.94	11.18	9.52	5.32	4.53	–
	t_{\max} [ms]	36.34	35.88	35.38	29.74	27.4	–
	$(dP/dt)_{\max}$	0.466	0.312	0.269	0.179	0.165	–
$\Phi = 1.2$	CF ₃ CHF ₂ CF ₃ [%]	0	1	2	–	–	–
	P_{\max} [kPa]	18.5217	13.3494	8.0229	–	–	–
	t_{\max} [ms]	38.9	39.64	34.7	–	–	–
	$(dP/dt)_{\max}$	0.4791	0.3368	0.2312	–	–	–

Flame structures

Figure 4 shows the effect of different volume fractions of CF₃CHF₂CF₃ on the structure of the hydrogen/methane/air mixture explosion flame under the condition of $\Phi = 1$. At uninhibited condition, the hydrogen/methane/air gas mixture explosion flame shows four typical stages: *spherical*, *finger*, *flat*, *Tulip* flame stage [34]. With the addition of CF₃CHF₂CF₃, the appearance of spherical and finger flames was significantly delayed. At the same time, the flame propagation process was destroyed, and the flat flame and tulip flame disappeared. When the concentration of CF₃CHF₂CF₃ is 2%, compared with the flame without the addition of CF₃CHF₂CF₃, the emergence time of the spherical flame and finger flame increased by 23 ms and 27 ms, respectively. Due to the large molecular mass of CF₃CHF₂CF₃, it sprayed into the pipeline after the rapid settlement to the bottom, resulting in the emergence of the *horn-like* non-combustible zone with the flame passing through the suppression zone [23]. After passing the explosion suppression zone, the flame appeared obvious wrinkles, which is due to the influence of thermal diffusion instability, the flame front propagated against the upper wall of the tube. The flame front is affected by the boundary-layer stretching, the flame instability increases. When the flame spreads to the right end of the pipe, the pressure wave effect is amplified in the later stage of flame burning, which enhances the Rayleigh-Taylor instability [27]. It is noteworthy that a yellow patchy flame appeared in the flame. This is mainly due to the pyrolysis of CF₃CHF₂CF₃ to produce polymers, which generates a combustion reaction with the gas mixture to form a yellow flame [20]. When the concentration of CF₃CHF₂CF₃ increased to 4%, the flame profile became blurred because the addition of CF₃CHF₂CF₃ diluted the oxygen volume fraction in the combustion zone and the reaction rate in the combustion zone decreased. At the same time, the time required for the flame to propagate to the same position was significantly longer, especially the time required for the flame to propagate to the right end of the pipe was extended by 92 ms. As the concentration of CF₃CHF₂CF₃ increased, the amount of polymer produced by pyrolysis increased, forming a large yellow flame. In particular, the addition of CF₃CHF₂CF₃ changed the flame color from blue to purple. It is possible

that the addition of CF_3CHF_3 promotes the involvement of nitrogen in the explosion of hydrogen/methane/air mixtures, which in turn causes a change in flame color by the spectrum of CN radicals during the reaction [35].

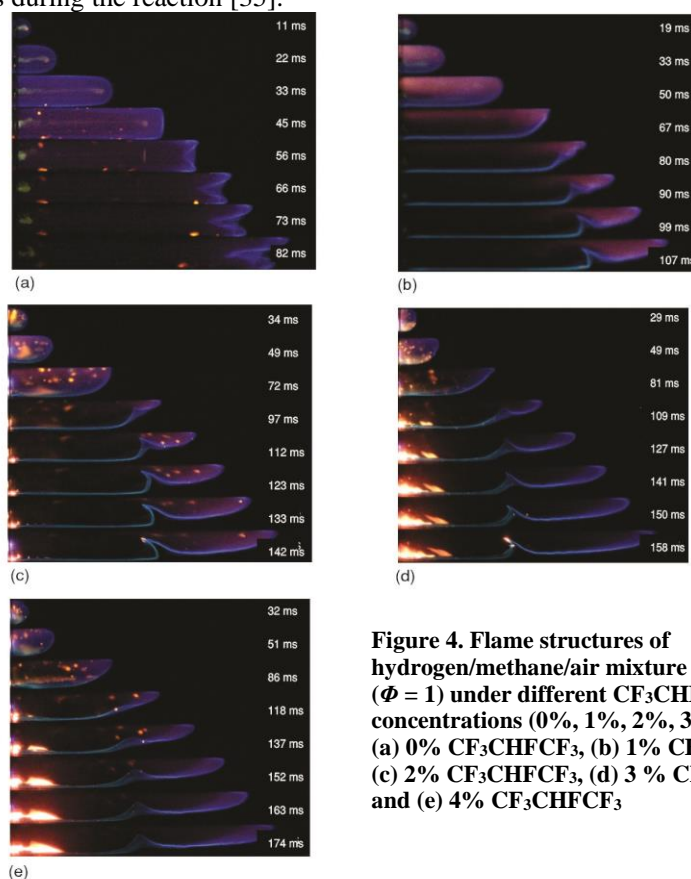


Figure 4. Flame structures of hydrogen/methane/air mixture explosion ($\Phi = 1$) under different CF_3CHF_3 concentrations (0%, 1%, 2%, 3%, and 4%); (a) 0% CF_3CHF_3 , (b) 1% CF_3CHF_3 , (c) 2% CF_3CHF_3 , (d) 3% CF_3CHF_3 , and (e) 4% CF_3CHF_3

Flame propagation velocity

Figure 5 shows the effect of CF_3CHF_3 concentration on flame propagation velocity ($\Phi = 1$). No addition of CF_3CHF_3 , the early stage of the explosion flame propagation speed increases rapidly, after reaching the maximum flame propagation velocity ($V_{\max} = 19.74$ m/s) the flame propagation velocity decreases. When the flame reaches the explosion vent, due to the traction of the gas-flow at explosion vent and the involvement of fresh air to trigger the second explosion, the flame propagation speed increased. When the flame passes through the explosion vent, the flame propagation velocity decreases sharply. When the CF_3CHF_3 concentration is

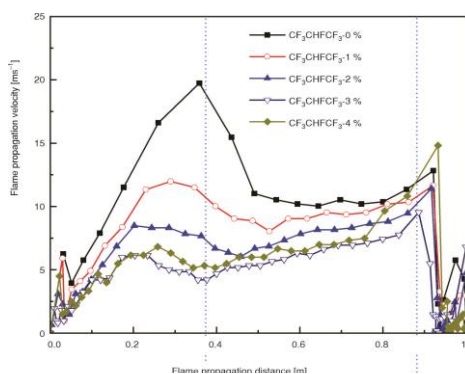


Figure 5. Flame propagation velocity of hydrogen/methane/air mixture explosion ($\Phi = 1$) under different CF_3CHF_3 concentrations (0%, 1%, 2%, 3%, and 4%)

1%, 2%, 3%, V_{\max} is 11.99 m/s, 11.4 m/s, 9.53 m/s, respectively, which shows the values are lower than the case of no added $\text{CF}_3\text{CHF}_2\text{CF}_3$, and V_{\max} and $\text{CF}_3\text{CHF}_2\text{CF}_3$ concentration is negatively correlated. When the concentration of $\text{CF}_3\text{CHF}_2\text{CF}_3$ is 4%, V_{\max} is 14.81 m/s, and have risen compared with other concentrations, but still lower than that of V_{\max} without adding $\text{CF}_3\text{CHF}_2\text{CF}_3$. At this time, the flame in the yellow bright spot is more obvious, and the fuel-like substances generated from $\text{CF}_3\text{CHF}_2\text{CF}_3$ pyrolysis promote the flame combustion, so that the flame propagation velocity cannot be further reduced. When $\Phi = 0.8, 1.2$, similar observations were made about the effect on the explosion. These results indicate that $\text{CF}_3\text{CHF}_2\text{CF}_3$ can reduce the flame propagation velocity. This finding also suggests that $\text{CF}_3\text{CHF}_2\text{CF}_3$ can effectively slow down the reaction rate of hydrogen/methane/air mixture explosion.

Calculated mole fractions of the major species

Figure 6 presents the calculated mole fractions of the major species as a function of distance at $\Phi = 1.0$ in flames with 1%-4% concentration of $\text{CF}_3\text{CHF}_2\text{CF}_3$. In the flame with inhibitor added, $\text{CF}_3\text{CHF}_2\text{CF}_3$ decreases rapidly in the reaction zone and is eventually consumed.

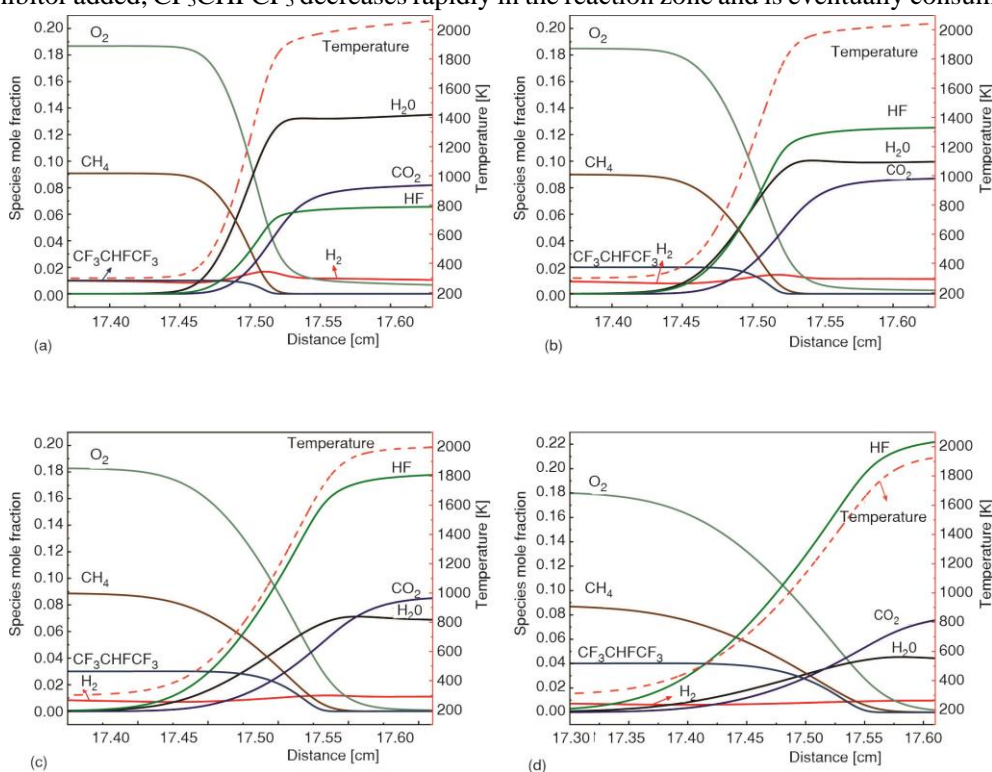


Figure 6. The calculated mole fractions of the major species of hydrogen/methane/air mixture explosion ($\Phi = 1$) under different $\text{CF}_3\text{CHF}_2\text{CF}_3$ concentrations (1%, 2%, 3%, and 4%); (a) 1% $\text{CF}_3\text{CHF}_2\text{CF}_3$, (b) 2% $\text{CF}_3\text{CHF}_2\text{CF}_3$, (c) 3% $\text{CF}_3\text{CHF}_2\text{CF}_3$, and (d) 4% $\text{CF}_3\text{CHF}_2\text{CF}_3$

The mole fractions of oxygen and CH_4 decrease rapidly as they pass through the reaction zone, and the mole fractions of the products H_2O , HF , and CO_2 increase rapidly, while the mole fraction of H_2 peaks during the course of the reaction and ends up larger than the initial value. With the increase of $\text{CF}_3\text{CHF}_2\text{CF}_3$ concentration, the equilibrium mole fraction of product H_2O decreased, the equilibrium mole fractions of HF and CF_2O increased, while the equilibrium mole

fraction of CO_2 showed a trend of increasing and then decreasing. Although the increase in CF_3CHF_3 concentration resulted in a decreasing trend in temperature, the effect was small. This indicates that the inhibition effect of CF_3CHF_3 on the explosion is mainly reflected in the chemical kinetics.

Sensitivity analysis

To better analyze the effect of CF_3CHF_3 on the explosion flame, the sensitivity coefficients of the significant reactions that have a major effect on the laminar flame speed were obtained. The promotive or suppressive effect of a reaction is expressed through a positive or negative coefficient. As shown in fig. 7, the reaction $\text{H} + \text{O}_2 \rightleftharpoons \text{O} + \text{OH}$ is the most sensitive to the laminar flame speed with a positively sensitive coefficient. This sensitivity coefficient decreases with the increase of CF_3CHF_3 concentration. When the equivalence ratio was 0.8, the addition of a certain concentration of CF_3CHF_3 , the reaction $\text{CF}_3\text{CHF} + \text{O} \rightleftharpoons \text{CF}_3 + \text{CHFO}$, $\text{CF}_2\text{O} + \text{H} \rightleftharpoons \text{CFO} + \text{HF}$ and $\text{CF}_3 + \text{H} \rightleftharpoons \text{CH}_2 + \text{HF}$ presents inhibition on the explosion, reducing the laminar flame speed of the explosion flame. Meanwhile, the reaction $\text{H} + \text{HO}_2 \rightleftharpoons \text{O}_2 + \text{H}_2$ with negatively sensitive coefficients disappeared directly after the addition of CF_3CHF_3 . The equivalence ratio was 0.8 and 1, the reaction $\text{H} + \text{CH}_3 (+\text{M}) \rightleftharpoons \text{CH}_4 (+\text{M})$ showed a decreasing inhibition of the laminar flame speed as the concentration of CF_3CHF_3 increased. However, when the equivalence ratio was 1.2, the addition of CF_3CHF_3 increased the negatively sensitive coefficients of the reaction $\text{H} + \text{CH}_3 (+\text{M}) \rightleftharpoons \text{CH}_4 (+\text{M})$, which enhanced the inhibition of laminar flame speed. The reaction $\text{CH}_3 + \text{CF}_3 \rightleftharpoons \text{CH}_2\text{CF}_2 + \text{HF}$ plays

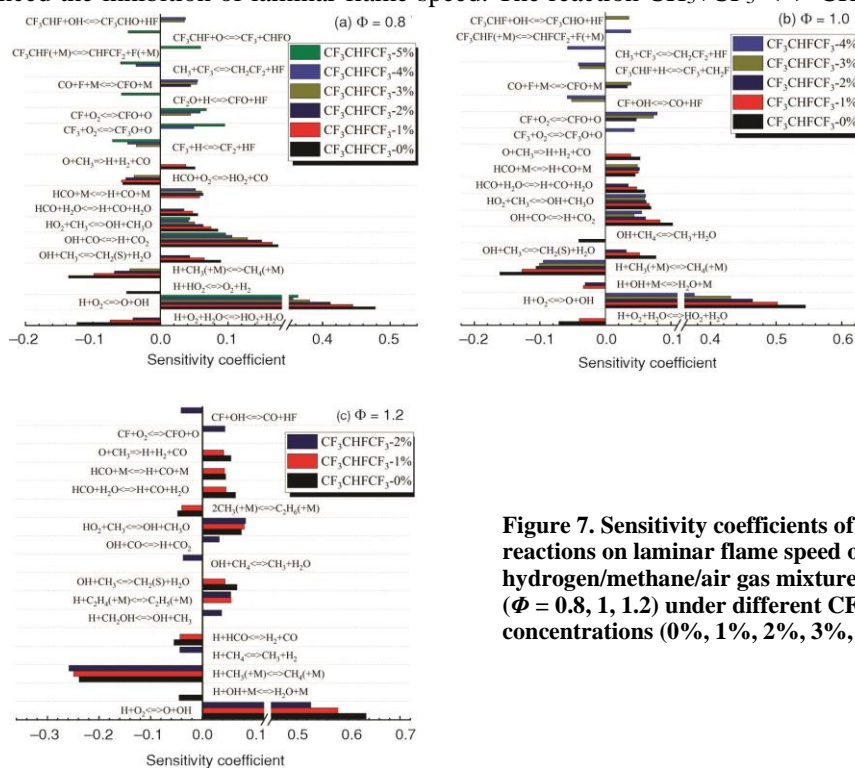


Figure 7. Sensitivity coefficients of significant reactions on laminar flame speed of hydrogen/methane/air gas mixture explosion ($\Phi = 0.8, 1.0, 1.2$) under different CF_3CHF_3 concentrations (0%, 1%, 2%, 3%, and 4%)

an important role in suppressing explosions with equivalence ratios of 0.8 and 1 at CF_3CHF_3 concentrations greater than 3%. When the equivalence ratios is 0.8, 1 and 1.2, the sensitivity

coefficients of the positively sensitive reactions $O + CH_3 \Rightarrow H + H_2 + CO$ and $HCO + H_2O \Leftrightarrow H + CO + H_2O$ were decreased after the addition of CF_3CHF_3 . It is noteworthy that some fluorination reactions show positively sensitive coefficients, which enhance the laminar flame speed, such as the reaction $CF + O_2 \Leftrightarrow CFO + O$.

Conclusions

In this study, the effect of CF_3CHF_3 on the explosion of hydrogen/methane/air mixtures ($\Phi = 0.8, 1, 1.2$ and $X_{H_2} = 10\%$) was investigated using experiments and simulations, and the main conclusions are as follows:

- By comparing the explosion pressures before and after the addition of CF_3CHF_3 , it can be found that the CF_3CHF_3 significantly suppressed the mixture explosion. With the increase of CF_3CHF_3 concentration, $(dP/dt)_{max}$ and P_{max} showed the same decreasing trend, which further weakened the explosion reaction. The effect of CF_3CHF_3 on t_{max} changed from suppression to increase when the CF_3CHF_3 concentration was 2% ($\Phi = 1.2$), and the same change was observed when the CF_3CHF_3 concentration was 3% ($\Phi = 0.8$). The explosion is suppressed completely for hydrogen/methane/air mixture ($\Phi = 1$) at CF_3CHF_3 concentrations above 4% and for hydrogen/methane/air mixture ($\Phi = 1.2$) at CF_3CHF_3 concentrations above 2%.
- Under $\Phi = 1$, CF_3CHF_3 showed significant suppression of flame propagation structure and flame propagation velocity. Spherical and finger-shaped flames appeared time was delayed, and flat and tulip flames disappeared. Due to the addition of CF_3CHF_3 , the flame propagation became unstable and *horn-like* non-combustible zones appeared. The maximum flame propagation velocity all decreased when add the CF_3CHF_3 . In the case of CF_3CHF_3 concentration of 3%, the maximum flame propagation speed of the explosion of hydrogen/methane/air mixture ($\Phi = 1$) decreased by 51.7%.
- The addition of CF_3CHF_3 caused the decreasing of temperature, but the effect was small. This indicates that chemical kinetics play a dominant role in the suppression of the explosion. Under different equivalence ratios, CF_3CHF_3 showed opposite effects on the reaction $H + CH_3 (+M) \Leftrightarrow CH_4 (+M)$. And the fluorine-containing substances have not only suppression effects on the laminar flame speed, but also increase effects. The sensitivity coefficients of the reactions such as $CF_3CHF + OH \Leftrightarrow CF_3CHO + HF$ are positive at specific concentrations, which enhances the laminar flame speed.

Acknowledgment

This work was supported by the National Natural Science Foundation of China (NSFC 52274177, 51704054), Natural Science Foundation of Chongqing Scientific and Technological (CSTB2023NSCQ-MSX0862).

References

- [1] Kakran, S., *et al.*, Hydrogen Energy in BRICS-US: A Whirl Succeeding Fuel Treasure, *Applied Energy*, 334 (2023), 120670
- [2] Liu, S., *et al.*, Can Green Hydrogen and Waste Heat Utilization Improve Energy Conservation and Emission Reduction of Coal-Based Cogeneration Processes?, *Journal of Cleaner Production*, 389 (2023), 136045
- [3] Hassan, Q., *et al.*, Renewable Energy-to-Green Hydrogen: A Review of Main Resources Routes, Processes and Evaluation, *International Journal of Hydrogen Energy*, 48 (2023), 46, pp. 17383-17408
- [4] Dao, U., *et al.*, Safety Analysis of Blended Hydrogen Pipelines Using Dynamic Object-Oriented Bayesian Network, *International Journal of Hydrogen Energy*, 52 (2024), Part B, pp. 841-856

- [5] Cheng, W., Cheng, F. Y., A Techno-Economic Study of the Strategy for Hydrogen Transport by Pipelines in Canada, *Journal of Pipeline Science and Engineering*, 3 (2023), 3, 100112
- [6] Song, Z., et al., Effect of Initial Pressure, Temperature and Equivalence Ratios on Laminar Combustion Characteristics of Hydrogen Enriched Natural Gas, *Journal of the Energy Institute*, 91 (2018), 6, pp. 887-893
- [7] Hao, Q., et al., The Flammability Limits and Explosion Behaviours of Hydrogen-Enriched Methane-Air Mixtures, *Experimental Thermal and Fluid Science*, 126 (2021), 110395
- [8] Hasche, A., et al., Experimental and Numerical Assessment of the Effects of Hydrogen Admixtures on Premixed Methane-Oxygen Flames, *Fuel*, 352 (2023), 128964
- [9] Luo, Z., et al., The Weakening Effect of the Inhibition of CO₂ on the Explosion of HCNG with the Increase of Hydrogen: Experimental and Chemical Kinetic Research, *International Journal of Hydrogen Energy*, 48 (2023), 82, pp. 32179-32190
- [10] Luo, Z., et al., Synergistic Inhibition of H₂/CH₄ Explosions by CO₂/Modified KHCO₃ Powder, *Journal of Loss Prevention in the Process Industries*, 86 (2023), 105197
- [11] Xu, M., et al., Effect of Hydrogen Fraction and Initial Pressure on the Inhibition of Methane/Hydrogen/Air Explosions by NaHCO₃, *Fuel*, 365 (2024), 131273
- [12] Wen, X., et al., Suppression Effects of Ultrafine Water Mist on Hydrogen/Methane Mixture Explosion in an Obstructed Chamber, *International Journal of Hydrogen Energy*, 44 (2019), 60, pp. 32332-32342
- [13] Zhang, X., et al., Combustion Enhancement and Inhibition of Hydrogen-Doped Methane Flame by HFC-227ea, *International Journal of Hydrogen Energy*, 46 (2021), 41, pp. 21704-21714
- [14] Gao, M., et al., Suppression of Hydrogen-Air Explosions by Hydrofluorocarbons, *Process Safety and Environmental Protection*, 145 (2021), Jan., pp. 378-387
- [15] Babushok, V. I., et al., Modeling of Synergistic Effects in Flame Inhibition by 2-h Heptafluoropropane Blended with Sodium Bicarbonate, *Combustion and Flame*, 133 (2003), 1-2, pp. 201-205
- [16] Babushok, V. I., et al., Combustion Properties of Halogenated Fire Suppressants, *Combustion and Flame*, 159 (2012), 12, pp. 3569-3575
- [17] Andersson, B., Blomqvist, P., Experimental Study of Thermal Breakdown Products from Halogenated Extinguishing Agents, *Fire Safety Journal*, 46 (2011), 3, pp. 104-115
- [18] Yang, K., et al., Experimental Study on the Coupling Effect of Heptafluoropropane and Obstacles with Different Slits on the Methane-Air Explosion, *Energy*, 269 (2023), 126798
- [19] Ji, H., et al., Experimental Study on Methane Explosion Suppression by Heptafluoropropane Driven Modified ABC Powder, *Process Safety and Environmental Protection*, 170 (2023), Feb., pp. 623-635
- [20] Dong, Z., et al., Explosion Suppression Range and the Minimum Amount for Complete Suppression on Methane-Air Explosion by Heptafluoropropane, *Fuel*, 328 (2022), 125331
- [21] Fan, R., et al., Experimental and Theoretical Study on the Suppression Effect of CF₃CHF₂CF₃ (FM-200) on Hydrogen-Air Explosion, *International Journal of Hydrogen Energy*, 47 (2022), 26, pp. 13191-13198
- [22] Yang, K., et al., Experimental Study on the Coupling Effect of Heptafluoropropane and Different Arrangement of Obstacles on Methane-Air Explosion, *Fuel*, 358 (2024), Part A, 130204
- [23] Mi, H., et al., Determination of CF₃CHF₂CF₃ Suppression Effects on Premixed Hydrogen-Methane Deflagration via Experiment and Simulation, *Fuel*, 358 (2024), Part A, 130190
- [24] Lei, B., et al., The Effect of Hydrogen Addition on Methane/Air Explosion Characteristics in a 20-L Spherical Device, *Fuel*, 338 (2023), 127351
- [25] Su, B., et al., Comparative Study on Methane/Air Deflagration with Hydrogen and Ethane Additions: Investigation from Macro and Micro Perspectives, *Process Safety and Environmental Protection*, 174 (2023), June, pp. 561-573
- [26] Wang, Z. H., et al., Effect of H₂/CO Ratio and N₂/CO₂ Dilution Rate on Laminar Burning Velocity of Syngas Investigated by Direct Measurement and Simulation, *Fuel*, 141 (2015), Feb., pp. 285-292
- [27] Xiao, H., et al., Premixed Flame Propagation in Hydrogen Explosions, *Renewable and Sustainable Energy Reviews*, 81 (2018), Part 2, pp. 1988-2001
- [28] Smith, G., et al., GRI 3.0. Chicago, IL: Gas Research Inst, http://www.me.berkeley.edu/gri_mech
- [29] Hynes, R., et al., Sample Probe Measurements on a Hydrogen-Ethane-Air 2-h-Heptafluoropropane Flame, *Energy & Fuels*, 13 (1999), 2, pp. 485-492
- [30] Luo, C., Study on the Inhibition Mechanisms of CBrF₃, CF₃I and C₃F₇H in Methane Fuelled Premixed Flames, Ph.D. thesis, University of Science and Technology of China, Hefei, China, 2010

- [31] Wang, S., *et al.*, Effect of Fuel Concentration, Inert Gas Dilutions, Inert Gas-Water Mist Twin Fluid Medium Dilutions, and End Boundary Condition on Overpressure Transients of Premixed Fuel Vapor Explosion, *Fuel*, 309 (2022), 122083
- [32] Gruzdev, V. A., *et al.*, Thermodynamic Properties of HFC-227ea, *International Journal of Thermophysics*, 23 (2002), May, pp. 809-824
- [33] Hu, Y., *et al.*, Experimental Study on the Thermal Decomposition of 2-h-Heptafluoropropane, *Journal of Analytical and Applied Pyrolysis*, 90 (2011), 1, pp. 27-32
- [34] Clanet, C., Geoffrey, S., On the 'Tulip Flame' Phenomenon, *Combustion and Flame*, 105 (1996), 1-2, pp. 225-238
- [35] Li, G., *et al.*, Experimental Study on Explosion Characteristics of Ethanol Gasoline-Air Mixture and Its Mitigation Using Heptafluoropropane, *Journal of Hazardous Materials*, 378 (2019), 120711